














KAL TIRE'S LINEUP OF ALL-WEATHER TIRES

More than a decade ago, Kal Tire introduced Canada to all-weather tires by rolling out the first Nokian NRW, a superior winter tire that doubled as a premium summer tire. This year, Canadians now have a choice of all-weather tires—whatever you drive, whatever your budget.

	PASSENGER / SUV		SUV / LIGHT TRUCK		LIGHT TRUCK	
TIRE AND TREAD PATTERN	NORDMAN WR & WR SUV 	NOKIAN WRG3 & WRG3 SUV 	MULTI-MILE WILD COUNTRY XTX SPORT 	NOKIAN ROTIIVA AT & ROTIIVA AT PLUS* 	MUTEKI TRAIL HOG 	NITTO EXO GRAPPLER AWT 
SEVERE SERVICE EMBLEM	 MEETS TIRE AND RUBBER ASSOCIATION OF CANADA SEVERE SNOW PERFORMANCE REQUIREMENTS.		 MEETS TIRE AND RUBBER ASSOCIATION OF CANADA SEVERE SNOW PERFORMANCE REQUIREMENTS.		 MEETS TIRE AND RUBBER ASSOCIATION OF CANADA SEVERE SNOW PERFORMANCE REQUIREMENTS.	
USE	 CITY, HIGHWAY DRIVING		 CITY, HIGHWAY DRIVING & ALL-TERRAIN OFF-ROADING		 CITY, HIGHWAY & ALL-TERRAIN OFF-ROADING COMMERCIAL, RECREATIONAL & FARM OFF-ROADING	
FEATURES & SAFETY BENEFITS	<p>Entry level, performance in every season.</p> <p>Asymmetrical tread pattern challenges various driving conditions.</p> <p>Grooves and sipes provide traction on wet, snowy and dry roads.</p> <p>Efficiently prevents slushplaning and hydroplaning.</p>	<p>Advanced next-generation tire.</p> <p>Absolute grip and handling in winter conditions.</p> <p>Polished grooves help push away slush and snow.</p> <p>3D locking sipes prevent tread squirm and promote even wear.</p>	<p>Value-based with a tread designed for all-terrain performance.</p> <p>Deep aggressive tread prevents hydroplaning.</p> <p>Notches in the grooves bite slush and mud.</p> <p>High density siping for snow and wet traction.</p>	<p>All-terrain tread performs on asphalt and off-road conditions.</p> <p>Centre rib stabilizers ensure excellent driving stability and steering response.</p> <p>Deep grooves and sipes grip snow while polished grooves expel snow, slush and water.</p> <p>AT PLUS</p> <p>LT sizes provide deep tread and heavy duty construction.</p>	<p>Rugged, all-purpose, all-terrain workhorse tread.</p> <p>Generous siping and grooves for better water evacuation.</p> <p>Large lugs cut through the toughest off-road conditions, including mud and snow.</p> <p>Heavy 3-ply sidewalls for greater puncture resistance.</p> <p>STUDDABLE</p>	<p>Built for the toughest and most extreme work conditions.</p> <p>Rock-resistant compounds provide cut and chip resistance.</p> <p>Sipes and large lateral grooves deliver robust winter traction.</p> <p>STUDDABLE</p>
SEASONAL PERFORMANCE	 RUBBER COMPOUND IS FLEXIBLE AT TEMPERATURES ABOVE AND BELOW 7 C.					
TREAD WARRANTY	UP TO 80,000 km	UP TO 100,000 km	80,000 km	---	80,000 km	---
PRICE CATEGORY	VALUE	PREMIUM	VALUE	PREMIUM	VALUE	PREMIUM
SIZES	56	79	52	41	11	11

*Rotiiva AT Plus in-stores late November/December 2014.